



LITTLE FLOWER CHILDREN SCHOOL-BALLIA



Affiliated to CBSE New Delhi [10+2]



The time to cheer aloud,
The time when you can play,
On the beach with your loved ones,
And do what your heart say,
There is no one to see here,
There is nothing as such to see,

Only the sunlight passing the home,
And clear blue sky as can be,
Summers are finally here,
So have a good summer time,
As it's the most amazing time
Happy Summer Time.

Session:2024-25

CLASS-II

Passport Size
Paste Photo

Students Name _____

Roll No: _____

Section: _____

Holiday Homework

NOTICE

NOTICE NO: Ifcs/May/09/2024

Date:18/05/2024

Dear Parents,

Vacation is an excellent time to learn new skills It is a welcome break for the children to enjoy and explore things in their own way. Just the right time to let the children do some creative work.

Here are some interesting and fun-filled assignments for the children to learn and keep them occupied during the holidays. These assignments have been designed to ensure that the children enjoy and learn at same time, we would appreciate if the children do the assignments on their own. Help and guidance may be given wherever required. Let's work together towards the betterment of the students. **Exciting Prizes will be provided to the best five Holiday Assignments.**

Happy Holidays

General Instructions that are to be followed:

1. This is to notify that the school announce Summer Vacation 2024 from 20th May 2024 to 30 June 2024. The classes will resume on 1 July 2024, Monday. as usual.
2. Summer Vacation Home Assignment is available at our website [Website:www.ifcsballia.co.in](http://www.ifcsballia.co.in)
3. Office will remain open from 8:00 am to 1:00 pm during summer vacation.
4. The Holiday Home work is to be done neatly with relevance to the question asked and to be submitted to the subject teacher at the time of reopening of the school i.e. 1 July 2024.
5. Mock test Result Distribution will be held on 24-05-2024,timing 9 am to 12 pm. Scholarship will be awarded to the Toppers of AISSE exam 2024 on 24th May 2024, Friday at 11 am.
6. Download the holiday homework pages and complete the task.
7. Handwriting should be neat and legible.
8. All the subject holiday homework should be done in Holiday home work copy / given worksheet.
9. The holiday homework would be graded.
10. The work should be original and not copied from internet.
- 11.The assignments should be submitted to the respective subject teachers. Surprise recapitulation will be done by the teachers in the month of July.
12. Encourage your ward to do the assigned holiday homework independently.

Summer Tips to be followed:

1. A healthy mind resides in a healthy body"- Pay attention to your health, go for morning and evening walks, drink lots of water, avoid the consumption of junk food, eat healthy and stay healthy.
2. Open your mind for reading newspapers, novels, blogs and stories that will help you in increasing your vocabulary.
3. Indulge yourself into activities like cooking, singing, dancing, aerobics, cycling, trekking, swimming, art and craft, river rafting and gardening. And share your experience with your family and friends.
4. Spend quality time with your grandparents and parents, talk to them regarding their experience of school.

Thanks & Regards
LFCS BALLIA

EXPLORE NATURE

Let's explore nature by accompanying our grandparents/ parents to a morning/ evening walk and observe various animals, birds and plants.

- On the walk, collect dry leaves of varied shapes and be creative with them.
- Make a small nest with dry twigs, branches etc.
- Listen to the various sounds and chirping of birds and try to recognize them.



FAMILY BONDING TIME

Spend quality time with your family and help them to:

- Lay the table.
- Assist in kitchen.
- Learn 2 new indoor games.
- Use 3 magical words - Thank You, Please, Sorry.



VISIT TO A VILLAGE

Let's visit a village nearby and know about the roots of our countryside:

- Find out the crops that are grown.
- Sources of water used for cultivation.
- Make one related drawing on A4 sheet.



activity TIME

- **MAGIC COASTER**

Let's make a coaster with hand printing and get it laminated (size: 4"x4")



- **BIRD FEEDER**

To inculcate the habit of helping the birds around us, let's make a bird feeder with a waste water bottle.



- **FINGER PUPPETS**

It's time to be creative, have fun and to tell a story with self designed finger puppets.

- **ROCK PAINTING**

Let's collect small pebbles/ stones and paint them to give a vibrant look.



- **ADOPT A PLANT**

As we are growing up, so it's time to take up a responsibility. Let's adopt and take care of a plant and take it's before and after picture.

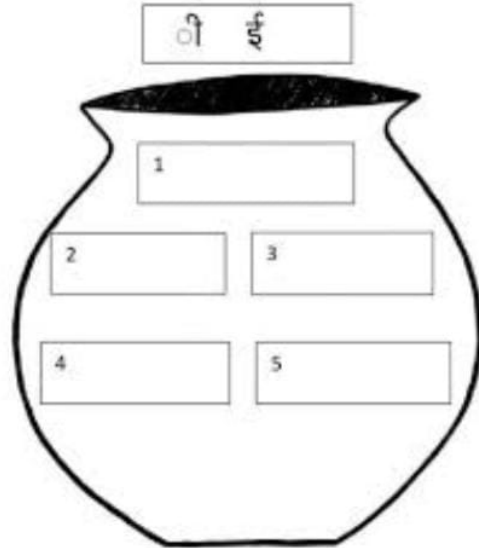
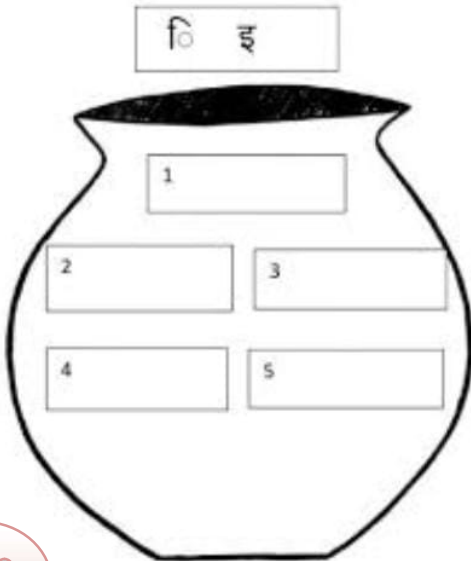
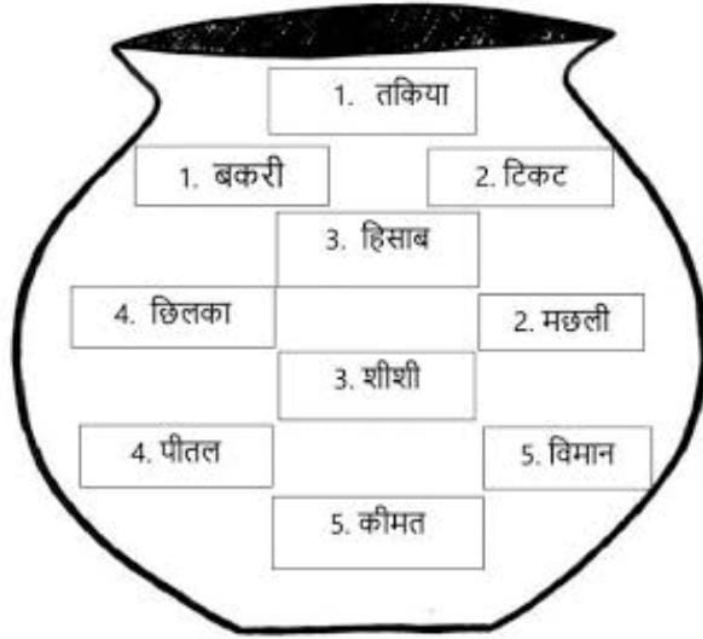


- **MAKE BOOKMARKS**

Let's read atleast two story books and make two bookmarks for them.

कुछ खेलें

- मटके में रखे 'इ' और 'ई' मात्रा वाले शब्द मिलजुल गए हैं। उनमें से इ और ई मात्रा वाले शब्दों को छाँटकर अलग - अलग मटके में रखें।



व्याकरण - गिनती

चौदह, बाईस, पच्चीस, इक्कीस, सत्ताईस,
सताइस, पन्द्रह, उनतीस, उन्नतीस
अठारह, उन्नीस, बारह, अठाईस, सत्रह,
नौ, छह, छः, ग्यारह, गयारह

प्रश्न- नीचे दिए गए खाली स्थानों पर सही गिनती चुनकर लगाएँ ।

14

27

22

11

25

19

21

18

29

12

9

28

6

17



अर्थपूर्ण वाक्य

नीचे दिए गए शब्दों को सही क्रम में लिखकर
अर्थपूर्ण वाक्य बनाएँ।

जल पर चल कर नल भर

नल पर चल कर जल भरा।



1. खा आम पका लता

2. चमका आकाश पर तारा

3. पढ़ पाठशाला पाठ जाकर

4. पर सड़क भाग अमन मत



1. रोज समाचार पत्र पढ़े और नये शब्द काटकर कॉपी पर चिपकाएँ।
2. चार्ट पेपर कोई भी चित्र चिपका कर 10 वाक्य लिखें।

Q.1 Complete this questions on the chart paper.



Name _____



Subtraction & Addition

$$\begin{array}{r} 60 \\ -12 \\ \hline \end{array}$$

$$\begin{array}{r} 47 \\ -29 \\ \hline \end{array}$$

$$\begin{array}{r} 18 \\ -16 \\ \hline \end{array}$$

$$\begin{array}{r} 83 \\ -17 \\ \hline \end{array}$$

$$\begin{array}{r} 32 \\ -16 \\ \hline \end{array}$$

$$\begin{array}{r} 76 \\ -28 \\ \hline \end{array}$$

$$\begin{array}{r} 54 \\ -57 \\ \hline \end{array}$$

$$\begin{array}{r} 61 \\ -43 \\ \hline \end{array}$$

$$\begin{array}{r} 28 \\ +18 \\ \hline \end{array}$$

$$\begin{array}{r} 43 \\ +37 \\ \hline \end{array}$$

$$\begin{array}{r} 85 \\ +46 \\ \hline \end{array}$$

$$\begin{array}{r} 36 \\ +14 \\ \hline \end{array}$$

$$\begin{array}{r} 58 \\ +22 \\ \hline \end{array}$$

$$\begin{array}{r} 71 \\ +19 \\ \hline \end{array}$$

$$\begin{array}{r} 63 \\ +48 \\ \hline \end{array}$$












$$\begin{array}{r} 97 \\ +36 \\ \hline \end{array}$$



Ordinal Numbers



I am.....



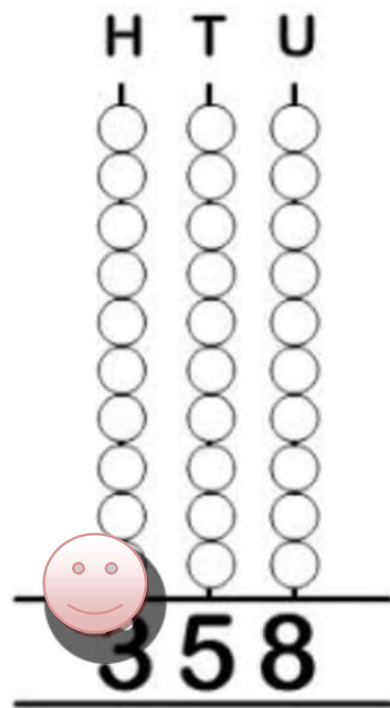



1 	2 	3 	4 	5 
6 	7 	8 	9 	10 
11 	12 	13 	14 	15 

Match and put correct ordinal numbers in the boxes.

 <input type="text"/>	 <input type="text"/>	 <input type="text"/>	 <input type="text"/>	 <input type="text"/>
 <input type="text"/>	 <input type="text"/>	 <input type="text"/>	 <input type="text"/>	 <input type="text"/>
 <input type="text"/>	 <input type="text"/>	 <input type="text"/>	 <input type="text"/>	 <input type="text"/>



Color the balls of the abacus to show the numbers given below.



Copyright © Turtlediary.com. All rights reserved. www.turtlediary.com

1. Learn and write the table of 2 to 20 in table copy.



GK Holidays Holiday Homework


Make a beautiful chart on National symbols of India

- National Bird
- National Animal
- National Flower
- National Game
- National Fruit

Paste pictures and write their name

Indian Marvels

Pinky is going on a tour of India. Help her identify these famous monuments.



Clue Box

Taj Mahal, Agra

Gateway of India, Mumbai

Hawa Mahal, Jaipur

Qutub Minar, Delhi

India Gate, Delhi

Red Fort, Delhi

VEHICLES

Look at the picture.
Complete the word.

4 t

3 s

5 v a

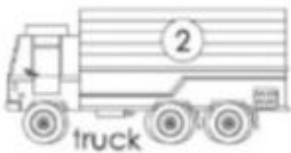
2 t

1 a e p a e

u

6 b c y c e

k




truck



ship




aeroplane




train



van



bicycle



car

MATCH THE FOLLOWING

1. BIRD

LION

2. PLANT

EAGLE

3. ANIMAL

NEEM

4. NONLIVING THING

FISH

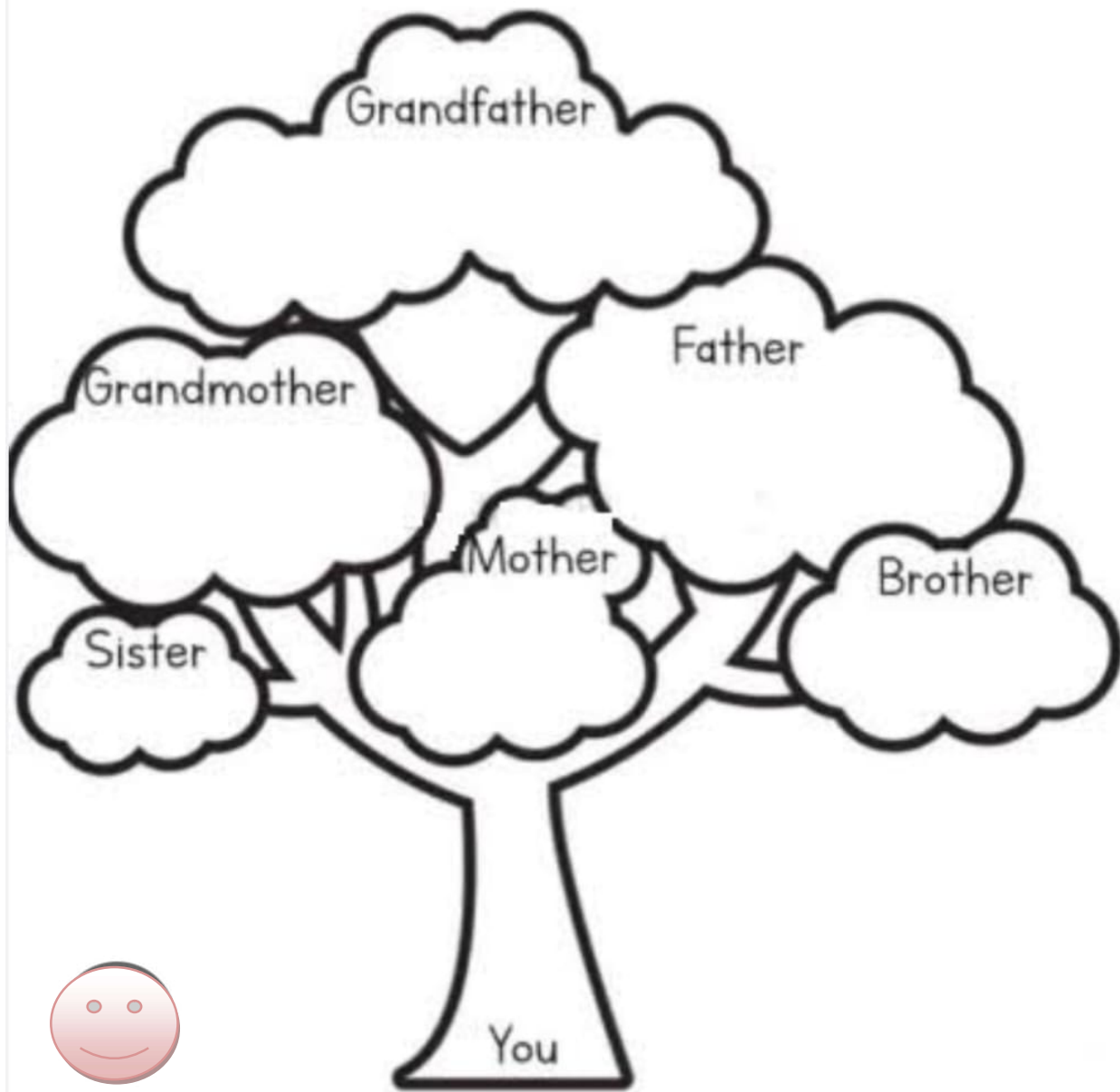
5. AQUATIC ANIMAL

CHAIR



My Family Tree

Write the names of your family members.



Colour the picture and learn the poem!!


NAME: _____

CLASS & SEC: _____

GOLDEN SUN

BY LENORE HETRICK

Great, glorious, golden sun,
Shine down on me today,
You are the life of all this earth,
You and your magic ray.
You are the life of bird and plant,
All must depend on you.
Shine down, great sun, the whole day long!
Shine from the heaven's blue.
And I will welcome your golden rays,
For you mean life to me,
And you mean happiness and health,
Strength and energy.
Shine down, great sun, on flower and field,
And never say goodbye.
Ever and ever give us your light
From out the side, blue sky.

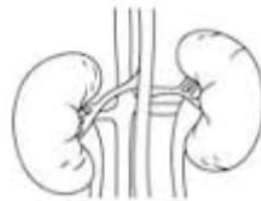


GUESS THE ORGAN

Write Down The Correct Organ And Then Color It.



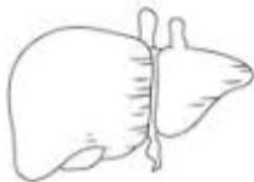


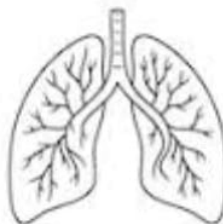














Introduce yourself



My name is I live in

I'm from..... I amyears old.

I was born in

I'm married/not married. I have/I don't have children.

My job is

My favourite colour is.....

My dream is.....

My hobbies are

..... makes me happy.

.....makes me sad.

My best quality (personality) is

Greetings

Nice to meet you -nice to meet you too

Good -morning, afternoon, evening, night, bye

Hello! How are you? I'm fine, thank you.

. Great, happy, good, super - {*your ideas*}



C. What is the use of the following parts of computer?



Keyboard



CPU



Monitor



Mouse

IWARI
ACADEMY

1. Label the parts of the computer.



It's time to learn English !

after	fell	make	say	there
all	few	man	school	third
any	first	many	second	Thursday
ask	Friday	men	short	took
before	funny	Monday	sing	town
best	goodbye	more	sister	Tuesday
better	hello	myself	sleep	under
both	help	none	slept	us
brother	her	now	small	Wednesday
brown	here	open	some	what
but	hers	our	soon	when
child	him	over	spring	where
children	his	please	story	white
cold	how	pretty	summer	who
drank	into	purple	Sunday	why
drink	keep	quiet	take	wide
early	kept	read	thank	winter
end	large	said	their	woman
every	long	sang	them	women
fall	made	Saturday	then	your

About Me

My name is _____.

My birthday is in _____.

I am _____ years old.

I am a _____.(boy/girl)

I am studying in _____ school.

I am studying in _____ grade/class.

My favorite fruit is _____.

My favorite vegetable is _____.

My favorite color is _____.

My best friend's name is _____.

My favorite subject is _____.

My hobbies are _____.

I want to become a _____.

<https://whatistheurl.com/>

1 Match the opposites.



big



sad



short



little



happy



tall

2 Use the opposites to complete the sentences.

black cold girl hot boy white

The zebra has _____ and
_____ stripes.

The _____ is taller than the



ice is _____ and fire is _____.

Name: _____



Nouns

Fill in the blanks with the correct nouns.

Jupiter	cereal	rainbow
flower	lion	horse

1. She picked up a _____ in the garden.
2. The _____ is the king of the jungle.
3. I love to eat _____ for breakfast.
4. We saw a beautiful _____ in the sky.
5. My _____ won first place in the race.
6. The _____ is the largest planet in our solar system.

